



Fund Description and Investment Policy

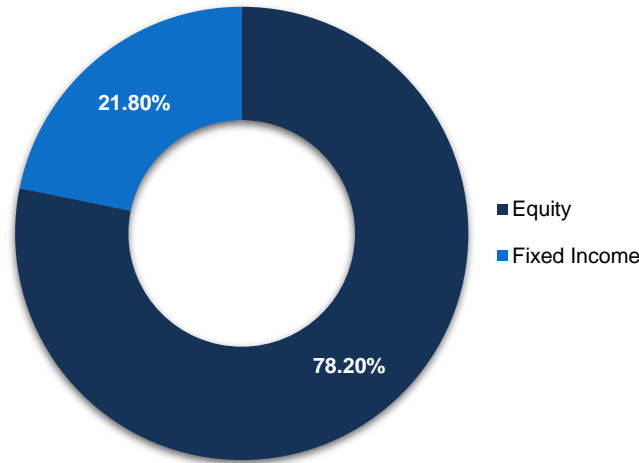
The InvestCorp Active Equity Fund (the “Fund”) is a collective investment scheme that presents a superior and more active approach to equity investment. It is well suited for individuals and organizations who want to invest on the Ghana Stock Exchange (GSE). The Fund’s investment is based on an optimal portfolio based on value, liquidity and identified short-term advances.

The Fund seeks to offer investors the following;

- A dynamic, disciplined and consistent approach to accumulating wealth through the stock market over the medium to long-term using strong fundamental research and technical analysis
- A diversified portfolio to help reduce the risk of exposure to a single stock
- The opportunity to invest in well performing stocks at any given time, with room for active pruning of underperformers

Investment Allocation

The current investment allocation of the Fund is as follows:

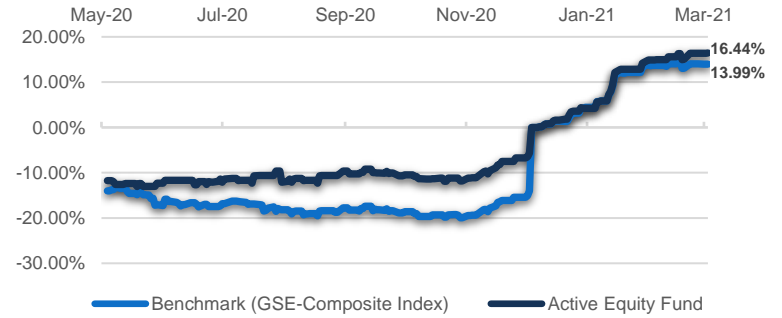


Fund Characteristics

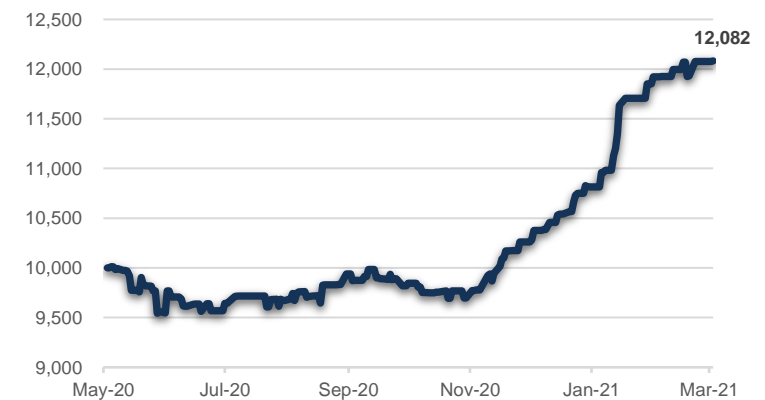
Fund Inception Date:	May 29, 2020
Fund Type:	Mutual Fund
Board of Directors:	Matilda Asante-Asiedu (Chairperson), Henry Sunkwa-Mills, Kwabena Apeagyei, Mark Amoako, Adelaide Benneh Prempeh
Objectives:	The Fund aims to achieve highly attractive risk-adjusted total returns while promoting medium to long term aggressive investment
Target Market:	Pension Funds, Public and Private Institutional Clients, High Net-Worth Individuals and Retail Investors
AUM*:	GHS ~212K
Recommended Holding Period:	Minimum 3 years
Manager:	InvestCorp Asset Management Limited
Fees:	2.50% Management Fee, 1.00% Expense Fee
Exit Penalties**:	Within 0-1 year (3.00%), 1-2 years (2.00%) and 2-3 years (1.00%)
Custodian:	Standard Chartered Bank
Auditor:	Eddie Nikoi Accounting Consultancy
Legal Advisor & Secretary:	JLD & MB Legal Consultancy
Universe:	Listed equities, Preferred equities, Convertible debt, Listed / traded bonds
Management Style:	Active
Jurisdiction:	Ghana

*AUM implies Assets under Management
**Exit penalties do not apply after minimum holding period

Comparative Performance



Growth of GH¢10,000 in the Fund Since Inception



Top 5 Equity Holdings

Issuer Name	% of Total
MTNGH	64.27%
EGH	9.32%
SCB	7.34%
EGL	4.62%
GOIL	3.48%

Composition of Fund (Equity Holdings)

Sector	% of Total
Telecommunication	64.27 / 18.28
Financial Services	29.23 / 20.74
Distribution	5.59 / 1.68
Manufacturing	0.91 / 1.01

NB: The Fund has Fixed Income holdings for liquidity management purposes.

The performance of the Fund as shown represents past performance and by no means guarantees future returns. Investment returns and principal value of an investment will vary so that shares, when bought or redeemed, may be worth more or less than the original cost. Current performance may be lower or higher than the performance quoted.

More information can be obtained from www.investcorpgh.com

