



**Fund Description and Investment Policy**

The InvestCorp Mid-Tier Financial Services Investment Fund PLC (the "Fund") is an open-ended mutual fund which seeks to achieve high income by investing in a diversified portfolio of fixed income instruments (debt and preferred equity).

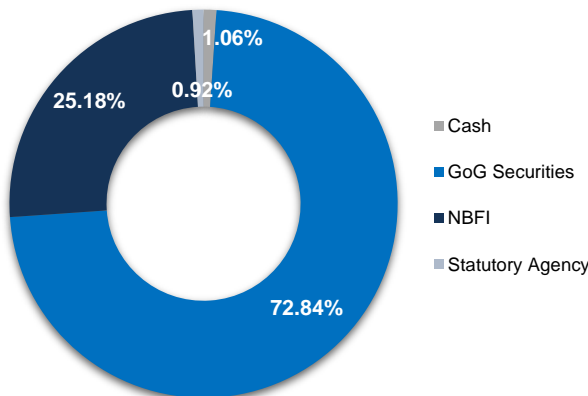
**Investment Approach**

Every stage of our 5-step investment decision process is carefully designed to give the Fund a competitive edge, and to ensure the quality of our portfolio holdings.

Five-step Approach
Pre-Due Diligence & Signing of NDA
Validation of Legal Status, Registration and Shareholders
Management, Strategy & Business Model Assessment
Quantitative Analysis
Investment Committee Approval & Execution

**Fund Structure**

The asset allocation of the Fund is as follows:

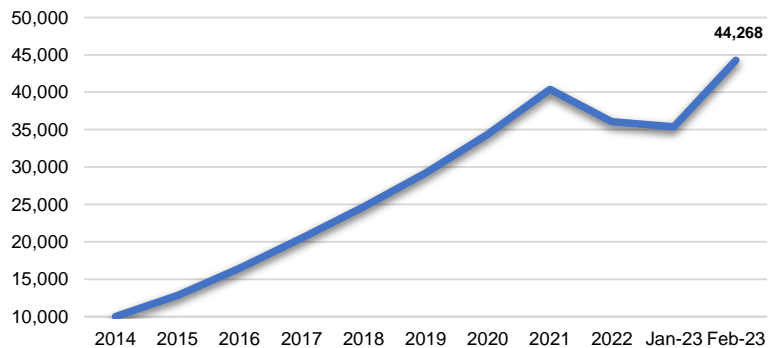


**Fund Characteristics**

Fund Inception Date:	24-Jun-14
Fund Type:	Mutual Fund
Board of Directors:	Anthony Aubynn (Chairman), Henry Sunkwa-Mills, Kwabena Apeagyei, Matilda Asante-Asiedu, Anthony Spio
Objectives:	The Fund aims to produce highly attractive risk-adjusted returns for investors while promoting inclusion and economic growth
Target Market:	Private and Public Institutions, Pension Funds, High Net-Worth Individuals, Medium-to-High Income Earners
AUM*:	GHS ~12.58M
Recommended Holding Period:	Minimum 3 years
Manager:	InvestCorp Asset Management Limited
Fees:	1.25% Management Fee, 1.00% Expense Limit
Exit Penalties**:	Within 0-1 year (1.00%), 1-2 years (0.75%) and 2-3 years (0.50%)
Custodian:	Standard Chartered Bank
Auditor:	John Kay & Co.
Universe:	Fixed income instruments including Corporate Bonds, Fixed/Time Deposits, Treasury Securities, Commercial Papers etc.
Management Style:	Active
Jurisdiction:	Ghana

\*AUM implies Assets under Management based on market value.  
\*\*Exit penalties do not apply after minimum holding period.

**Growth of GH¢10,000 in the Fund Since Inception**



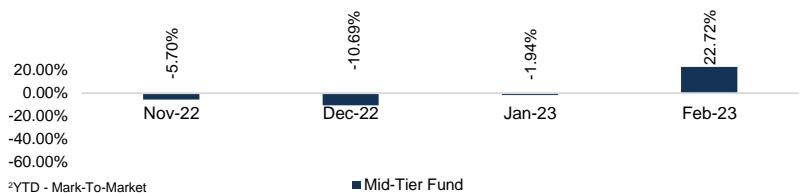
\*The sudden fall in the value of the fund is due to the change in valuation methodology from Amortization(HTM) to Mark-to-market(MTM) methodology as prescribed by the SEC.

**Historical Performance**

	2018	2019	2020	2021	Oct 2022
Return <sup>1</sup>	20.43%	18.29%	17.80%	17.38%	16.70%

<sup>1</sup> Annualized return on the Fund.

**Performance<sup>2</sup>**



The performance of the Fund as shown represents past performance and by no means guarantees future returns. Investment returns and principal value of an investment will vary so that shares, when bought or redeemed, may be worth more or less than the original cost. Current performance may be lower or higher than the performance quoted.

More information can be obtained from [www.investcorpgh.com](http://www.investcorpgh.com)

